

Magnesium Oxide (MgO) Insulated Thermocouples

- MgO thermocouples are versatile sensors for use in process temperatures up to 2400°F and are also recommended in high moisture, liquid, high pressure, and corrosive environments
- Attributes are high dielectric strength, durability, malleability and quick response to temperature fluctuations
- The uniform thickness of wires and magnesium oxide insulation provides mechanical strength, plus corrosion and moisture resistance
- Densely- packed, high- purity MgO insulation is used in all calibrations and sheath materials
- Minimum Bend Diameter is equal to two times the outside diameter

Sheath Ratings

Continuous maximum temperature ratings of sheath in oxidizing atmospheres

- 304SS:** Up to 1650°F good corrosion characteristics and resistance to oxidation, generally regarded as a standard sheath material.
- Inconel 600:** Up to 2100°F good high temperature resistance to corrosion, not suitable for use in presence of sulfur above 1000°F.
- 316SS:** Up to 1700°F has excellent acid corrosion resistance; highly resistant to pitting type corrosion.
- 310SS:** Up to 2100°F good resistance to oxidation and corrosion at high temperatures.

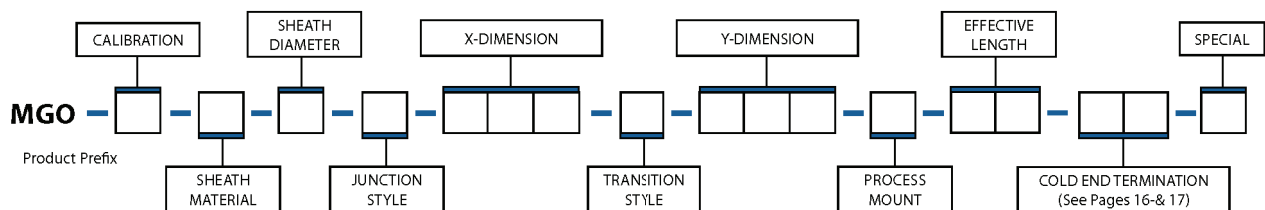
Time Constants

The time required for a thermocouple to indicate 63.2% of a step change in temperature in a surrounding media is The time constant. Several factors influence the measured time constant, such as the degree of insulation compaction, sheath wall thickness and distance of junction from the welded cap on the ungrounded style. These factors, as well as the velocity of liquid or mass past the thermocouple probe, affect the time constant.

TIME CONSTANTS/SECOND			
SHEATH DIAMETER (In inches)	GROUND JUNCTION	UNGROUND JUNCTION	EXPOSED JUNCTION
0.040	0.2	0.7	0.1
0.063	0.3	0.8	0.2
0.125	0.5	1.3	0.3
0.188	1.0	2.5	0.5
0.250	2.3	4.3	0.6

Junction Construction

- Grounded** • Thermocouple welded to the sheath. Fast response with thermocouple protected.
- Ungrounded (Isolated)** • Thermocouple insulated from sheath with magnesium oxide. Stray EMF's are prevented from affecting the reading. Response from rapid or frequent temperature cycling is slower than grounded style.
- Exposed** • Thermocouple junction is not protected by welded cap. Used for quick response, but is susceptible to early corrosive failure.
- Dual Element Common** • Two thermocouples with junctions welded together.
- Dual Element Isolated (Standard)** • Two thermocouples electrically separate in the same sheath, provides isolation where instrumentation necessitates.






- X-Dimension is the measurement from the tip of the thermocouple to beginning of termination (length of metal sheath).
- Y-Dimension is the measurement from the beginning of the transition fitting to the end of the wire (transition style only).

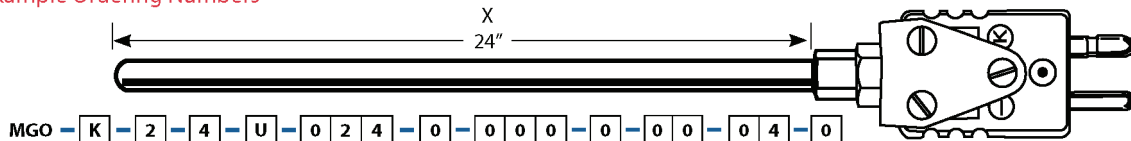
Magnesium Oxide Thermocouples

CALIBRATION	SHEATH MATERIAL	SHEATH DIAMETER	JUNCTION CONSTRUCTION	X-DIMENSION (IN.)	TRANSITION STYLE
J - Iron-Constantan	1 - 304SS	1 - .032	G - Grounded Junction	Specify from 000" to 999"	0 - No Trans Flex Lead Wire
K - Chromel-Alumel	2 - Inconel 600	2 - .040	U - Ungrounded Junction		1 - Fiberglass Covered Std Temp Trans (400 deg F)
E - Chromel-Constantan	3 - 316SS	3 - .063 (1/16")	E - Exposed Junction		2 - Fiberglass w/Flex ArmCov Std Temp Trans (400 deg F)
T - Copper-Constantan	4 - 310SS	4 - .125 (1/8")	H - Splcl Half Exposed Junction		3 - Fiberglass w/SS Ovrbrd Std Temp Trans (400 deg F)
N - Nicrosil-Nisil	5 - 446SS	5 - .188 (3/16")	S - Squared Tip-Grounded Junction		4 - Polyvinyl Plastic Std Temp Trans (400 deg F)
S - Plt - Plt 10% Rh	6 - Tantalum	6 - .250 (1/4")	A - 45 Deg Angle Tip-Grounded Junction		5 - Teflon Insulation Std Temp Trans (400 deg F)
R - Plt - Plt 13% Rh	7 - Molybdenum	7 - .315 (5/16")			6 - Teflon w/SS Ovrbrd Std Temp Trans (400 deg F)
B - Plt 6% Rh - Plt 30% Rh	8 - Inconel 601	8 - .375 (3/8")			7 - Hitemp Glass w/SS Ovrbrd Std Temp Trans (400 deg F)
C - W 5% Re - W 26% Re	9 - Pyrosil	9 - .500 (1/2")			8 - Teflon Insul/No Trans Body
D - W 3% Re - W 25% Re	C - 276	M - .090			9 - Teflon w/Flex Armor Std Temp Trans (400 deg F)
P - Plt 40% Rh- Plt 20% Rh	X - Hastalloy X	F - .020			M - Hitemp Glass insulation Std Temp Trans (400 deg F)
W - W/W/26% re	P - Plt 10% Rh	E - .010			C - PVC Coil Cord Std Temp Trans (400 deg F)
M - Ni/Ni Moly	T - Plt 20% Rh	L - .750 (3/4")			F - PVC Insulation w/Flex Armor Std Temp Trans (400degF)
	G - 347SS	C - .013			K - Kapton Insulation Std Temp Trans (400 deg F)
	Q - Pure Platinum	H - .025			A - Fibre-Glass Insulation Hi Temp Trans (1000 F)
	E - Super O-C				B - Fibre-Glass w/Flex Armor Hi Temp Trans (1000F)
					D - Fibre-Glass w/SSOB Hi Temp Trans (1000 F)
					E - Hi Temp Glass w/SSOB Hi Temp Trans (1000F)
					G - Hi Temp Glass w/Flex Armor Hi Temp Trans (1000F)
					H - Butt-welded Leads-Varflex-No Trans Ftg.
				L - Hi Temp Glass-Hi Temp Trans (1000 F)	

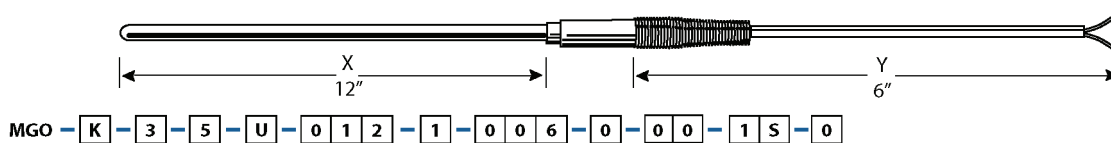
Y-DIMENSION (IN.)	PROCESS MOUNTING DEVICE			EFFECTIVE LENGTH (IN.)	SPECIAL
Specify from 000" to 999"	0 - None 1 - SS 1/2-Hex-1/2" NPT Bushing 2 - SS 3/4-Hex-3/4" NPT Bushing 3 - CS 1/2-Hex-1/2"NPT Bushing 4 CS 3/4 Hex 3/4"NPT Bushing 5 - Hex Proc Mtg Ftg-1/8" NPT 6 - Hex Proc Mtg Ftg-1/4" NPT 7 - Hex Proc Mtg Ftg-3/8" NPT 8 - Hex Proc Mtg Ftg-1/2" NPT 9 - Hex Proc Mtg Ftg-3/4" NPT A - BR Adj Comp Ftg-1/8" NPT B - BR Adj Comp Ftg-1/4" NPT C - BR Adj Comp Ftg-3/8" NPT D - BR Adj Comp Ftg-1/2" NPT	E - SS Adj Comp Ftg-1/8" NPT F - SS Adj Comp Ftg-1/4" NPT G - SS Adj Comp Ftg-3/8" NPT H - SS Adj Comp Ftg-1/2"NPT I CS Adj Comp Ftg 1/8"NPT J - CS Adj Comp Ftg-1/4" NPT K - CS Adj Comp Ftg-3/8" NPT L - CS Adj Comp Ftg-1/2" NPT M - BR Re-Adj Comp Ftg-1/8" NPT N - BR Re-Adj Comp Ftg-1/4" NPT P - BR Re-Adj Comp Ftg-3/8" NPT Q - BR Re-Adj Comp Ftg-1/2" NPT R - SS Re-Adj Comp Ftg-1/8" NPT	S - SS Re-Adj Comp Ftg-1/4" NPT T - SS Re-Adj Comp Ftg-3/8" NPT U - SS Re-Adj Comp Ftg-1/2" NPT V - CS Re-Adj Comp Ftg-1/8" NPT W CS Re Adj Comp Ftg 1/4"NPT X - Re-Adj Comp Ftg-3/8" NPT Y - CS Re-Adj Comp Ftg-1/2" NPT Z - 1/2-Hex-1/2 S.L. Bushing BR - Brass CS - Carbon Steel SS - Stainless Steel Comp - Compression Fitting Mtg - Fixed Mounting Fitting	Specify from 000" to 999"	0 - None C - Lot Certification D - Dual Element E - Individual Cert F Evac & Backfill L - Low Drift / Lot Certified W - Weld Pad X - Special (Consult Factory) Z - Dual Element Lot Certified

(G) Grounded Junction	(U) Ungrounded Junction	(E) Exposed Junction
Welded to form a completely sealed integral junction, the G junction component is recommended in presence of liquids, moisture, gas, or high pressure.	Fully insulated from the welded sheath end, this junction is excellent for applications where stray EMF's would affect the reading and for rapid or frequent temperature cycling.	Exposed Junction thermocouple wires are butt welded with insulation sealed against liquid or gas penetration. This component provides the fastest response time, but is unprotected against corrosive or mechanical damage.
		

Example Ordering Numbers




This is a Type K Inconel sheath, 1/8" diameter, unground junction, 24" long, with tube adapter and plug.



This is a Type K 316 stainless steel sheath, 3/16" diameter, ungrounded junction, 12" long/transition fitting to 6" glass/glass extension wire-1" strip.


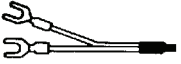

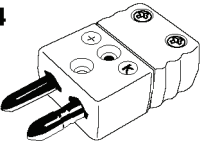
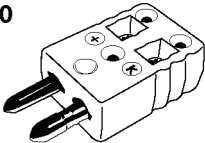
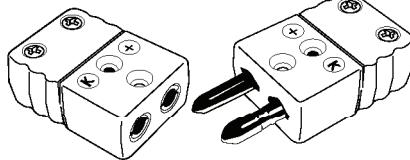
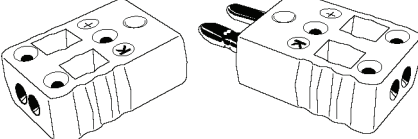
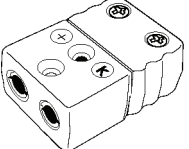
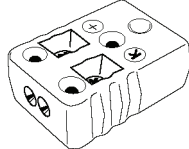

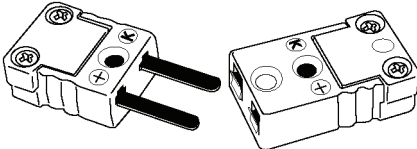
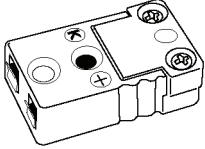
Thermocouple Terminations



CLEVELAND ELECTRIC LABORATORIES
Thermocouples & Sensing Solutions since 1920



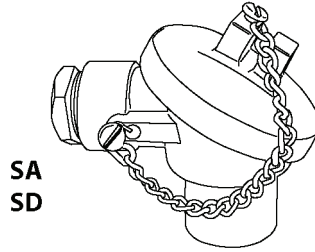
The Termination Specifications listed may be used in assembly Ordering Numbers for Noble, Base and MgO Thermocouples. Most may be ordered separately. Listed are the most common types. Consult the factory for other requirements you may have.

<p>S</p> 		<p>Strip* CODE: ___"S" (Insert desired length in inches)</p>	<p>High Temperature Male Plug (800°F) CODE: 07 Standard Connect CODE: 23 Jab-in Style</p>
<p>02</p> 		<p>2-1/2" Strip with Spade Lugs* CODE: 02</p>	<p>High Temperature Male Plug and High Temperature Female Jack (800°F)</p>
<p>03</p> 		<p>2-1/2" Strip with Spade Lugs* BX Connect and Locknut CODE: 03</p>	<p>CODE: 08 Standard Connect CODE: 24 Jab-in Style</p>
<p>04</p> 	<p>20</p> 	<p>Male Plug (400°F) CODE: 04 Standard Connect CODE: 20 Jab-in Style</p>	<p>High Temperature Female Jack (800°F) CODE: 09 Standard Connect CODE: 25 Jab-in Style</p>
<p>05</p> 		<p>Male Plug and Female Jack (400°F) CODE: 05 Standard Connect</p>	<p>High Temperature Male Mini Plug (800°F) CODE: HM Male Plug with Crimp Fitting (400°F)* CODE: CP</p>
<p>21</p> 		<p>Male Plug and Female Jack (400°F) CODE: 21 Jab-in Style</p>	<p>High Temperature Male Plug with Crimp Fitting (800°F)* CODE: CH</p>
<p>06</p> 	<p>22</p> 	<p>Female Jack (400°F) CODE: 06 Standard Connect CODE: 22 Jab-in Style</p>	<p>Solid Pin Male Plug (400°F) CODE: SP</p>
<p>10</p> 		<p>Male Mini Plug (400°F) CODE: 10</p>	<p>3-Pin Male Plug (400°F) CODE: 3P</p>
<p>11</p> 		<p>Male Mini Plug and Female Mini Jack (400°F) CODE: 11</p>	<p>Alumina Male Plug (1200°F) CODE: 18</p>
<p>12</p> 		<p>Female Mini Jack (400°F) CODE: 12</p>	<p>Alumina Female Jack (1200°F) CODE: 19</p>
<p>No Termination* CODE: 00</p>			<p>* Not available as separate item.</p>

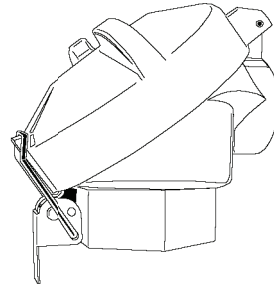
Thermocouple Terminations

Screw Cover Heads with Terminal Block

CODE	DESCRIPTION
A1	1" NPT Aluminum
A2	1/2" NPT Aluminum
A4	3/4" NPT Aluminum
C1	1" NPT Cast Iron
C2	1/2" NPT Cast Iron
C4	3/4" NPT Cast Iron
E2	1/2" NPT Epoxy Coated Aluminum
SA	Mini Aluminum (Single)
SD	Mini Aluminum (Double)
E1	1" NPT Stainless Steel
E5	1/2" NPT Stainless Steel
E4	3/4" NPT Stainless Steel



SA
SD



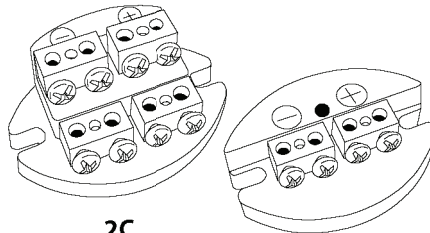
S1
S2
S4

Snap Cover Heads with Terminal Block

CODE	DESCRIPTION
S1	1" NPT Aluminum
S2	1/2" NPT Aluminum
S4	3/4" NPT Aluminum

Terminal Blocks

CODE	DESCRIPTION
1C	Universal Screw Cover – Single
2C	Universal Screw Cover – Dual
1S	Snap Cover – Single
2S	Snap Cover – Dual

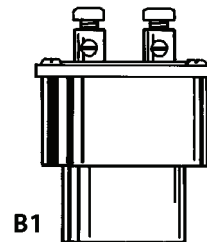


2C
2S

1C
1S

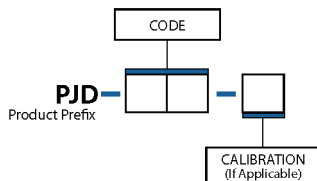
Open Terminal Heads

CODE	DESCRIPTION
B1	Open Terminal Head (Noble Metal Only) Specify Calibration
B2	External Thread Head (Noble Metal Only) Specify Calibration
B3	Open Terminal Head (Base Metal Only)



B1

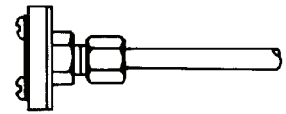
To order a thermocouple termination as a separate item, follow the ordering information below.



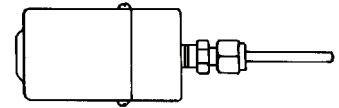
Example Ordering Number

PJD-07-K

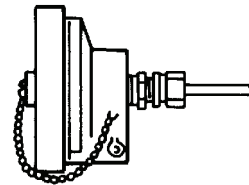
This is a High Temperature Male Plug (800°F) Termination, Type K.



Wafer Type Open Head
Code: 13



Cannister Head
CODE: 14



Plastic Weatherproof Head (400°F)
CODE: 15

High Temperature Plastic Weatherproof Head (800°F)
CODE: 16



Explosion-Proof Head
CODE: 17

1/2" Polypropylene Head
CODE: P2